

CareerSource Gulf Coast

Florida Department of Economic Opportunity Annual Performance Presentation

Daniel S. Harper, Senior Management Analyst Supervisor
Valerie Peacock, Chief, Financial Monitoring & Accountability
Yvette McCullough, Revenue Program Administrator I

May 9, 2023



Workforce System Funding Sources

- United States Department of Labor (USDOL)
 - Employment and Training Administration (ETA) ~\$156 million
 - Veterans' Employment and Training Service (VETS) ~8.4 million
- United States Department of Health and Human Services (HHS)~56 million
- United States Department of Agriculture (USDA) ~8.2 million
- State of Florida General Revenue (GR)
- Other Sources



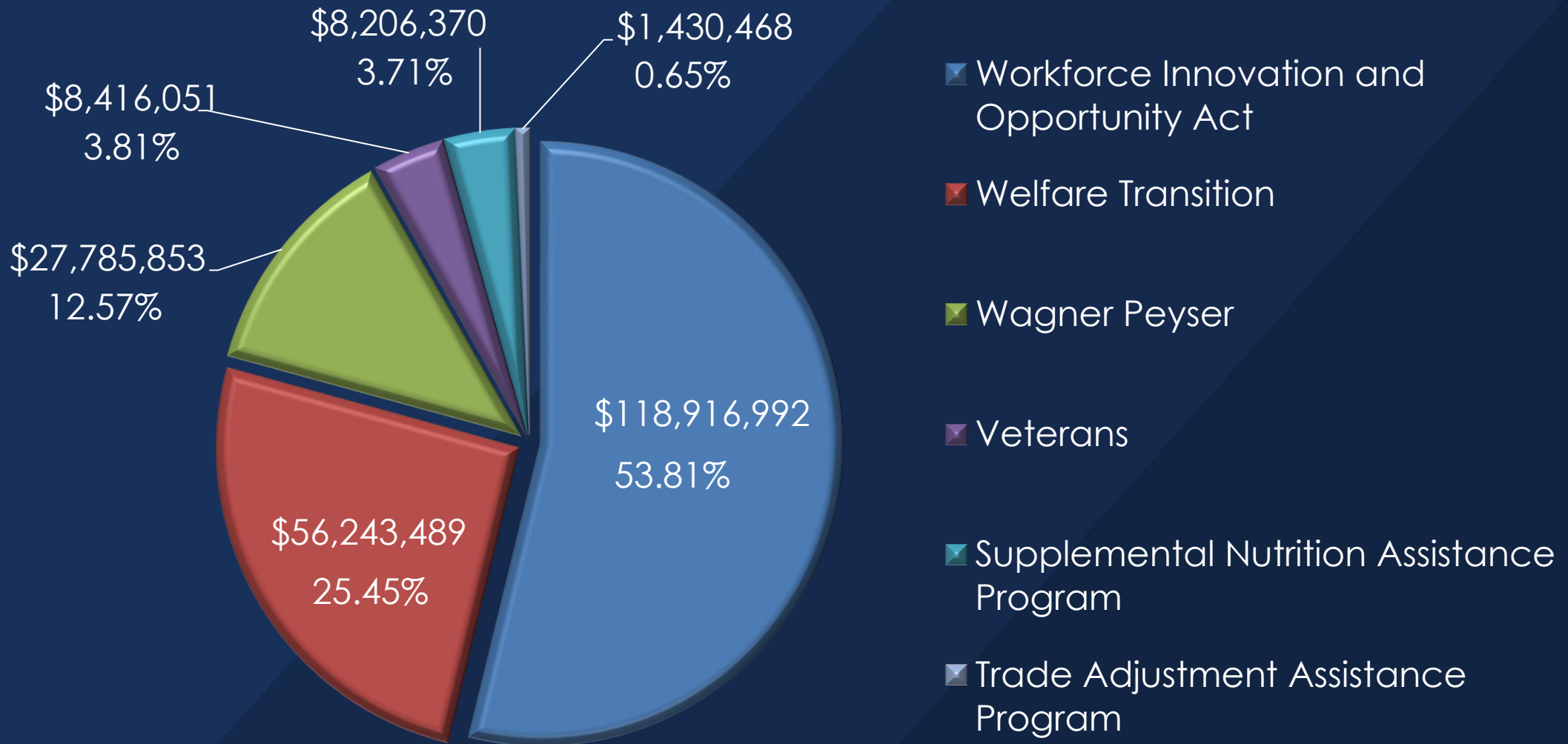
Workforce System Oversight

- United States Department of Labor Employment and Training Administration (USDOL - ETA)
- Florida Legislature
- Reimagining Education and Career Help (REACH) Office
- Department of Economic Opportunity (DEO)
- CareerSource Florida (CSF)
- Chief Local Elected Officials or Consortiums (CLEO)
- Local Workforce Development Boards (LWDB)

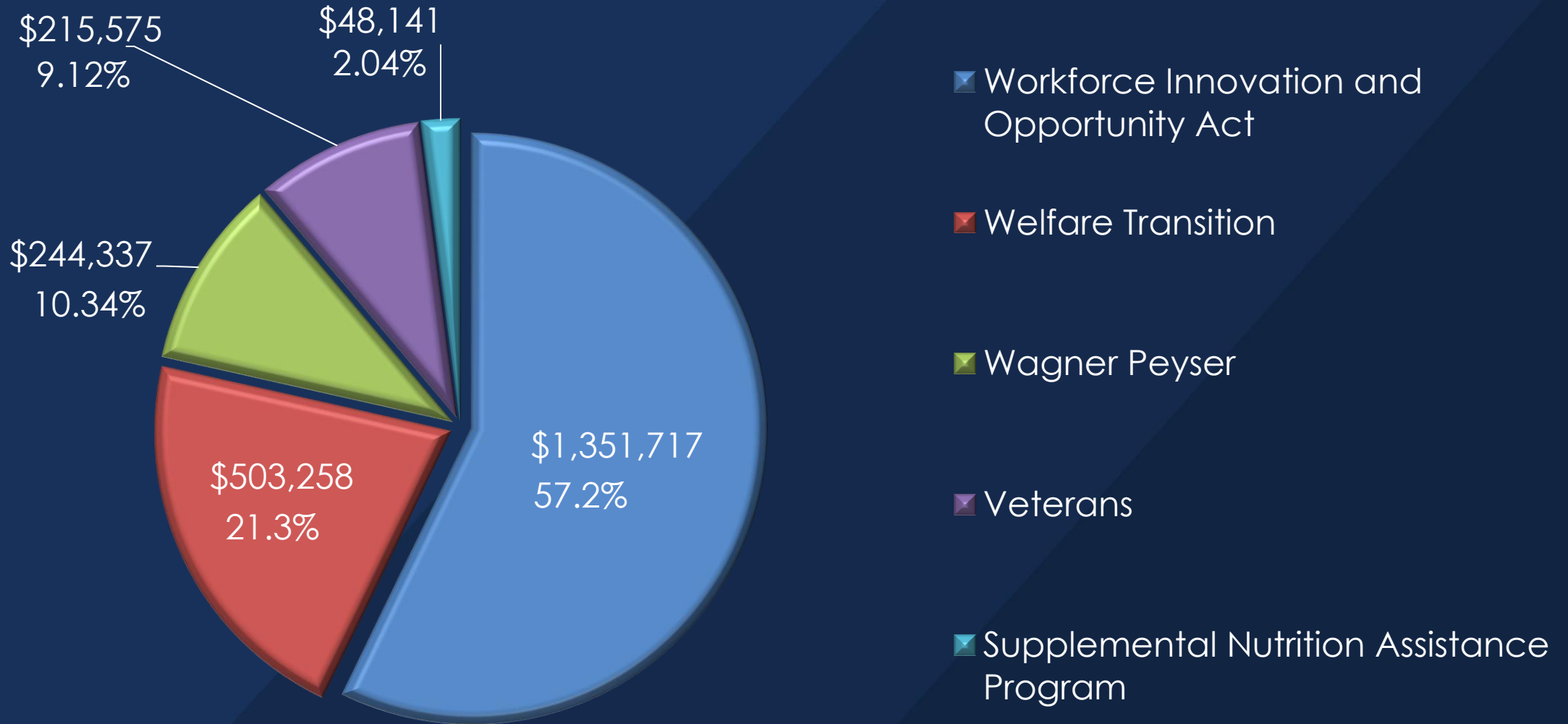
Local Service Delivery

- One-Stop Career Centers
 - Core Partners and Required Partners
 - Other Local Partnerships
- Job Seekers
- Employers

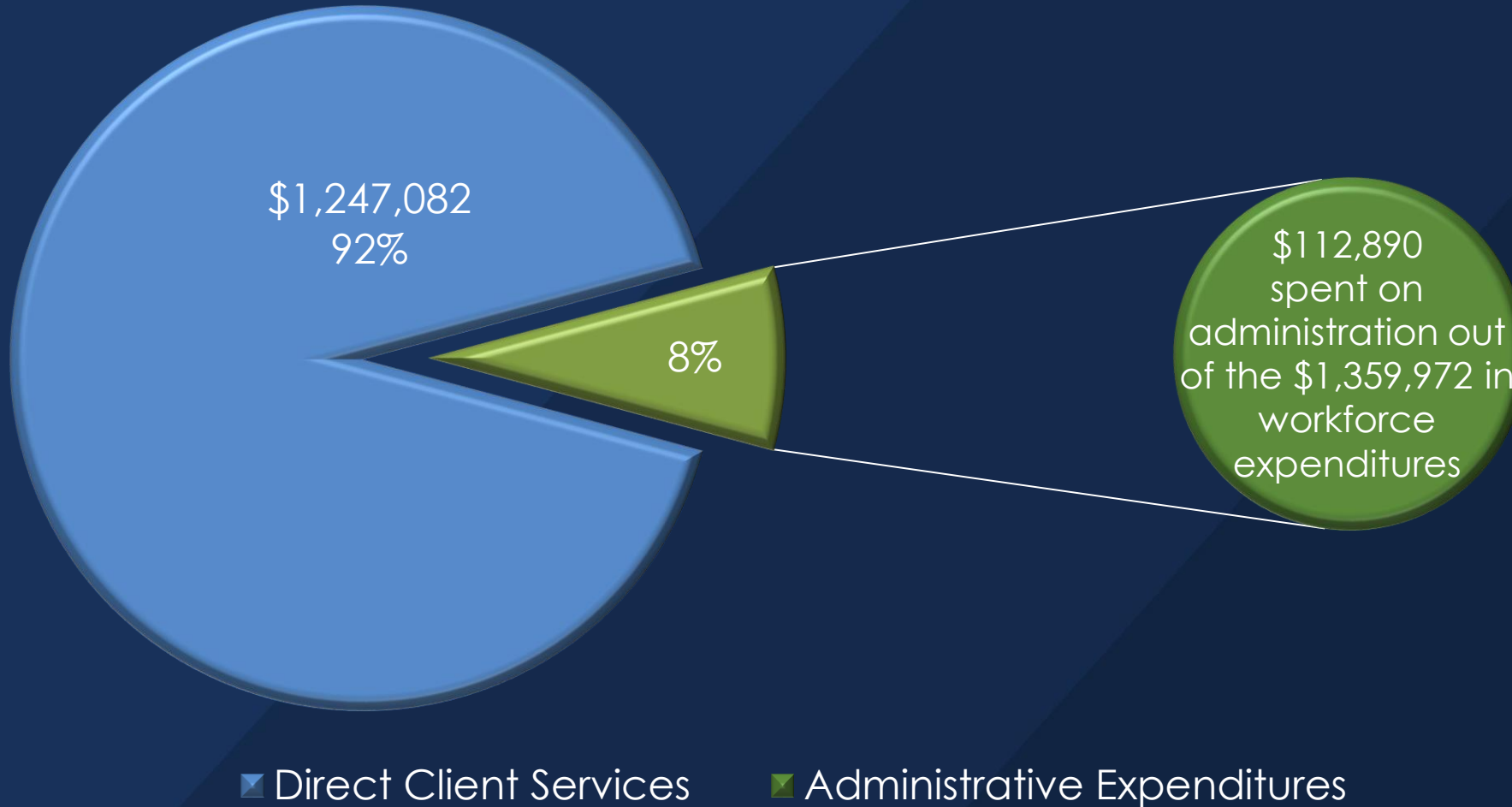
State Fiscal Year 2022 Statewide Funding \$220,999,223



State Fiscal Year 2022 Local Board Funding \$2,363,028



Direct Client Services and Administrative Expenditures



Individual Training Account (ITA) Expenditures



Annual ITA Expenditure Requirement



ITA Expenditures

Work Experience Expenditures

WIOA Requirement: Greater than 20% Work Experience Expenditures

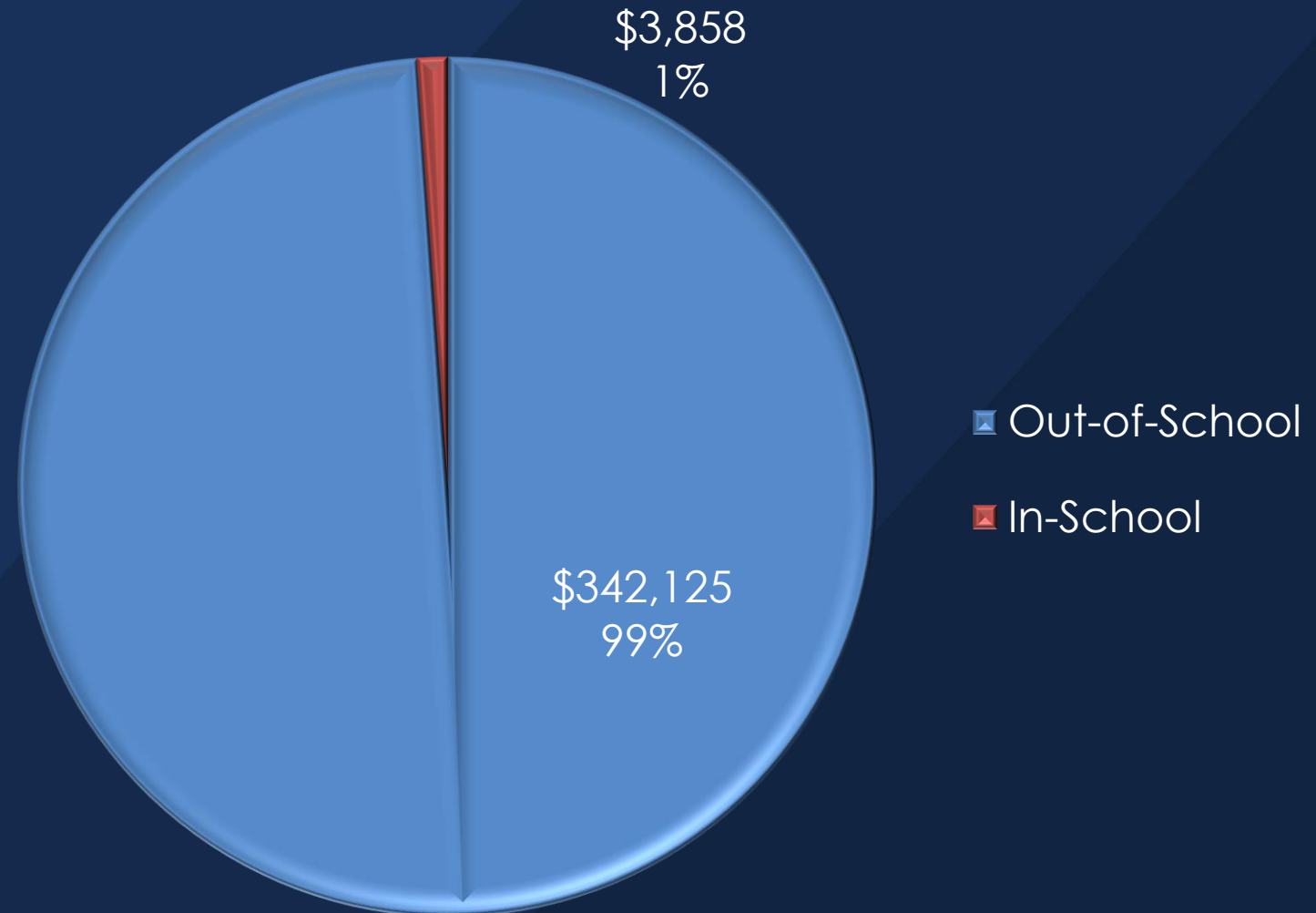


PY2021



PY2022

Out-of-School Youth Expenditures



Primary Indicators of Performance

Customer Groups

- Adult Metrics (5)
- Dislocated Worker Metrics (5)
- Youth Metrics (5)
- Wagner Peyser Metrics (3)

Metrics

1. Employed in 2nd quarter after exiting the program
2. Employed in 4th quarter after exiting the program
3. Median wages in 2nd quarter after exiting the program
4. Credential attainment rate (Not applicable for Wagner Peyser)
5. Measurable Skill Gains (Not applicable for Wagner Peyser)

Primary Indicators of Performance Results

LWDB 04 Program Year (PY) 2020 & 2021 Performance for July 1– June 30	PY2020 Performance Goals	PY2020 4th Quarter Performance	PY2021 Performance Goals	PY2021 4th Quarter Performance
Adult Programs:				
Employed 2nd Quarter After Exit	93.0	96.0	94.0	93.0
Median Wage 2nd Quarter After Exit	\$9,450	\$10,808	\$9,550	\$12,397
Employed 4th Quarter After Exit	91.0	88.3	93.0	95.0
Credential Attainment Rate	87.5	89.4	87.5	100.0
Measurable Skill Gains	75.0	93.5	75.0	99.0
Dislocated Workers Programs:				
Employed 2nd Quarter After Exit	75.0	83.3	85.0	66.7
Median Wage 2nd Quarter After Exit	\$9,000	\$10,621	\$9,500	\$11,581
Employed 4th Quarter After Exit	81.0	75.0	83.0	100.0
Credential Attainment Rate	65.0	83.3	70.0	100.0
Measurable Skill Gains	60.0	100.0	71.4	100.0
Youth Programs:				
Employed 2nd Quarter After Exit	95.0	100.0	95.0	70.8
Median Wage 2nd Quarter After Exit	\$4,150	\$4,753	\$4,200	\$3,236
Employed 4th Quarter After Exit	77.0	80.0	80.0	100.0
Credential Attainment Rate	90.0	86.7	92.0	75.0
Measurable Skill Gains	45.5	78.6	73.0	75.0
Wagner Peyser Programs:				
Employed 2nd Quarter After Exit	71.0	66.7	73.0	59.5
Median Wage 2nd Quarter After Exit	\$5,000	\$5,506	\$5,100	\$6,494
Employed 4th Quarter After Exit	68.0	64.3	70.0	63.1



Not Met (less than 90% of negotiated)



Met (90 - 100% of negotiated)



Exceeded (greater than 100% of negotiated)

Self-Sufficiency Quarterly Performance Report

Customer Groups

- Welfare Transition
- Supplemental Nutrition Assistance Program
Employment & Training

Metrics

1. Employed in 2nd quarter after exiting the program
2. Median wages in 2nd quarter after exiting the program
3. Closure Rate
4. Co-Enrollment
5. Benefit Sanction and Restoration
6. Participation Rates (Not applicable for SNAP)

Self-Sufficiency Quarterly Report Results

LWDB 04 Program Year (PY) 2021 Performance for July 1, 2021 – June 30, 2022	PY2021 Performance	Statewide
Supplemental Nutrition Assistance Program:		
Employed 2nd Quarter After Exit	37.3	46.6
Median Wage 2nd Quarter After Exit	\$4,721	\$5,902
Employed 4th Quarter After Exit	43.1	47.2
Co-Enrollment WIOA	4	1604
Co-Enrollment WP	97	6520
Welfare Transition:		
Employed 2nd Quarter After Exit	37.9	45.5
Median Wage 2nd Quarter After Exit	\$3,383	\$4,364
Employed 4th Quarter After Exit	35.5	49.1
Co-Enrollment WIOA	0	494
Co-Enrollment WP	27	2880
All-Families Participation Rate	5.9	11.3
Two-Parents Participation Rate	6.3	7.2

Letter Grades

Customer Groups

- WIOA (Adult, Dislocated Worker, Youth), Wagner-Peyser, Supplemental Nutrition Assistance Program, Welfare Transition, National Dislocated Worker Grant, Trade Adjustment Assistance, Employers

Metrics

1. Participants with Increased Earnings
2. Reduction in Public Assistance
3. Employment and Training Outcomes
4. Participants in Work-Related Training
5. Continued Repeat Business
6. Year-Over-Year Business Penetration
7. Completion-To-Funding
8. Extra Credit: Serving Individuals on Public Assistance

Letter Grades

The screenshot shows a web browser at the URL <https://analytics.careersourceflorida.com/LetterGrades>. The page features a dark blue header with the CareerSource Florida Analytics logo and navigation links for ANALYTICS HOME, LETTER GRADES, CLIFF DASHBOARD, BUSINESS & WORKFORCE, GIG DASHBOARD, and CIP INITIATIVE. Below this is a white sub-header with the Letter Grades logo and navigation links for HOME, PERFORMANCE, METHODOLOGY, FAQ, and RESOURCES, along with a LOG IN button. The main content area contains a large banner with a light blue background on the left showing a map of Florida, and a dark blue background on the right with the Letter Grades logo and the text "Grading Success".

Programmatic Monitoring Activities

LWDB 04 Program Year (PY) 2021-22 April 1, 2021 – March 31, 2022	PY 2020-21 Findings	PY 2021-22 Findings
Welfare Transition	0	2
Wagner-Peyser / MSFW / MIS	1	2
Supplemental Nutrition Assistance Program - Employment and Training	0	1
WIOA Adult / Dislocated Worker / Youth	0	0
Trade Adjustment Assistance	0	0
Jobs for Veterans State Grants	0	0
Total Findings	1	5

Financial Monitoring Activities

LWDB 04 Program Year (PY) July 1, 2020 – June 30, 2021	PY 2020	PY 2021
Findings	0	0
Issues of Non-Compliance	1	2
Observations	0	0
Technical Assistance	0	0

Q&A



Contact



Thank You

Please contact our office with questions or comments about this presentation.



Office: DEO Bureau of One-Stop & Program Support

Main Line: 850-921-3327

Email: Daniel.Harper@DEO.MyFlorida.com